



Curriculum Information Year 1 2022-23



“St Mary’s aims to develop the talents of each pupil as a unique individual whose full potential can be developed in a community which has Christ at its centre.”

Our Core Mission & Values:



As our School Mission Statement states: St Mary's aims to develop the skills and talents of all its pupils, in a nurturing family environment, which has Christ's living example of love at the heart of everything we do. As a thriving Catholic Christian school community, we have a unique and privileged position in living out this Mission: facilitating outstanding learning opportunities for our pupils; promoting values of empathy, tolerance and respect; being a living embodiment of 'church' for our wider school community.

Our Vision:

A Vision of Growth from St Catherine of Siena:

"Be who God means you to be and you will set the world on fire."

The vision of St Mary's RC Primary School is as a hub of excellence in all we do: Educational Excellence, in our Teaching and Learning, in the formative Faith experiences we help facilitate for our pupils and wider school family, and in the way in which we strive to build God's Kingdom in our local and global community, piece by piece. By each member of our school family being encouraged, supported and inspired to live and work to the absolute fullness of their potential, our school will continue to be a beacon of educational, spiritual and community excellence for all to see.

Our Commitments to Excellence and Growth:

As a community dedicated to excellence and growth in all we do, we commit to striving towards being the absolute best we can be. As a learning community, we have the highest expectations of our pupils, and as such, hold ourselves to account by the highest standards. Our home school partnership aims to outline the commitments we make towards one another, in order that we may best meet the needs of all pupils in our school. As a learning community, we strive to work as closely as possible with the parents and carers of our young people, as initial educators, to support and encourage educational, social, moral, physical and spiritual growth and development. Through choosing the family of St Mary's for your child's education, you are choosing to enter in to a partnership which strives to support, encourage, empathise and enable, and one of which we hope to all be proud.

Our Curriculum:



At St Mary's, we strive to offer a broad and balanced Curriculum, based on firm groundings, which inspires, motivates and supports, and is delivered by highly skilled Teachers and support staff. We are committed to excellence in all we do, and the promotion of growth and development of each individual child.

The principles of the St Mary's Curriculum are as follows:



Curriculum Subjects:

Our Core Curriculum consists of Religious Education, English, Mathematics and Science. Alongside this, pupils will access a Foundation Curriculum through which topics in Humanities (History and Geography), Computing, Art and Design Technology, Music, Physical Education and French will be taught. You will be able to see the class' planned units of study outlined on their Curriculum Overview. Further information can be found on our school website <http://www.whickhamstmarys.org.uk/curriculum.html>

Year 1 Curriculum Overview:

	Autumn 1 <i>8 weeks</i>		Autumn 2 <i>7 weeks</i>		Spring 1 <i>6 weeks</i>		Spring 2 <i>6 weeks</i>		Summer 1 <i>6 weeks</i>			Summer 2 <i>5 weeks</i>		
English	<ul style="list-style-type: none"> Toys and Books That Rabbit Belongs to Emily Brown and Dogger Non-fiction linked to Toys History topic Information Text Non-fiction Instructions unit - Mr Wolf's Pancakes 		<ul style="list-style-type: none"> Contemporary Fiction— Lost and Found Non-fiction: and/or Reports geography focus - Our School Report Poetry— Humorous Poems Christmas Focus 		<ul style="list-style-type: none"> Topic link - Coastlines The Storm Whale or The Light House Keeper's Lunch Non-fiction: Letters and Postcards Dear Greenpeace Non-Fiction Explanation/ information text— How Does a Lighthouse Work? 		<ul style="list-style-type: none"> Classic Children's Literature— Where the Wild Things Are or The Tiger Who Came to Tea Diary— Grace Darling link to History Topic Poetry— Poems about the senses 		<ul style="list-style-type: none"> Twisted Tales: Prince Cinders and/or The True Story of the Three Little Pigs Information Texts History Topic link Nurses Recount My Life So Far 			<ul style="list-style-type: none"> Non-Fiction Recount My Life So Far Story Beegu Traditional Poetry 		
Maths	Place Value (within 10)	Addition and Subtraction (within 10)	Geometry: Shape	Place Value (within 20)	Addition and Subtraction (within 20)	Place Value (within 50)	Length and Height	Weight and Volume	Multiplication and Division	Fractions	Geometry: Position and Direction	Place Value (within 100)	Money	Time
RE	Domestic Church Families	Judaism Abraham & Moses	Baptism Belonging	RSHE Life to the Full Module 1	Advent Waiting	Local Church Special People	Islam Muhammad	RSHE Life to the Full Module 2	Eucharist Meals	Lent/East or Change	Pentecost Holidays and Holy Days	RSHE Life to the Full Module 3	Reconciliation Being Sorry	Universal Church Neighbours
Science	Everyday materials		Seasonal Changes		Animals including humans		Plants		Seasonal Changes			Working Scientifically		
History	Changes within living memory: Toys and Books						Significant person in own locality: Grace Darling		Life of significant individuals: Mary Seacole, Florence Nightingale and Edith Cavell					
Geography			Local study: Our School		Seasides and castles							Geography Fieldwork skills		
Art	Drawings and paintings of toys, book illustrations				Artist: Paul Klee 'Castle and Sun'— sculpture and painting				Exotic Birds: Gaudi - drawing and collage			Art/DT project choice		
DT			Mechanisms: moving pictures in storybooks				Structures: Lighthouses Food— seaside picnic					Art/DT project choice		
Music	Charanga units: Hey You!— 6 weeks		Charanga units: Rhythm in the way we walk— 3 weeks Christmas Carols and play preparation— 3 weeks		Charanga units: In the Groove— 6 weeks		Charanga units: Round and Round— 6 weeks		Charanga units: Reflect, Rewind and Replay— 6 Weeks			Charanga units: Your Imagination— 4/5 weeks		
Computing	<ul style="list-style-type: none"> Online Safety and Exploring Purple Mash— 4 weeks Grouping & Sorting— 2 weeks Pictograms— 1 week 		<ul style="list-style-type: none"> Pictograms continued— 2 weeks Lego Builders— 3 weeks Maze Explorers— 2 weeks 		<ul style="list-style-type: none"> Maze Explorers continued— 1 week Animated Stories— 5 weeks 		<ul style="list-style-type: none"> Coding— 6 weeks 		<ul style="list-style-type: none"> Spreadsheets— 3 weeks Revision 			<ul style="list-style-type: none"> Technology/Outside School— 2 weeks Revision 		
French	Greetings, name, age and where you live		Greetings, name, age and where you live		Classroom items		pencil case items		numbers 1-10			Days of the week		
PE	<ul style="list-style-type: none"> Games— throwing, catching and aiming 		<ul style="list-style-type: none"> Gymnastics 		<ul style="list-style-type: none"> Dance 		<ul style="list-style-type: none"> Tri-Golf Games— striking and fielding 		<ul style="list-style-type: none"> Athletics Active Play 			<ul style="list-style-type: none"> OAA Active Play 		

Year 1 Autumn Targets



Maths:

- Counting on and back from any number to 30 – especially when not starting at 1.
- Recognise and write numbers to 20 as numerals and as words.
- Practice finding more than and less than numbers to 20.

English:

- Children should be reading every day. The Read Write Inc book bag book should be read daily as well as the banded book sent home in reading folders.
- Children should practice reading the high frequency words sent out each week until they recognise them at sight without sounding out and blending them. Once children can read them at sight, they should practice spelling them accurately.
- Children work so hard to decode the words they are presented with, but they often end up sounding robotic and monotone when they read. It is important to encourage them to read with expression and to convey meaning.

Important Information for Year 1:



Homework

Homework will be set via eschools. All pupils have their own login details to access weekly messages with activities to be completed at home. A message with children's home learning tasks will be sent each **Friday**. This may be a paper task or could be set on a number of online services to which the school subscribes such as Numbots and Purple Mash. Homework does not need to be returned. It should be discussed with an adult at home. The class teacher can track engagement and progress on many of the online services used for home learning.

PE

PE will take place every **Tuesday**. Children should come to school on their PE day in full PE kit which comprises:

- School PE t-shirt (yellow).
- School hoody.
- Plain navy tracksuit bottoms.
- Trainers.

Reading Routines

Reading folders will be given to every child and these will be sent home, and should be returned, on a particular day for their group. Please encourage your child to read regularly and bring their reading folder into school on the directed day for their reading group. Please fill out your child's reading diary throughout the week with examples of all the reading they undertake with you at home. Class teachers will check pupils' reading diaries and reward those pupils making particular effort. As per our Reading Policy, pupils will bring home up to three books: a Read, Write, Inc book linked to our phonics scheme and banded book – both which should be read with a 95% accuracy, and a shared reader for pleasure (this may be read to or with your child). Please ensure that your child takes good care of school resources at home.











Spellings

Children will bring home target spellings to practice; these will be sent home in reading folders. Spellings follow the Year 1 & 2 Programme of Study and include revision of specific spelling patterns, as well as words from the Word List. We encourage children to use a wide range of spelling strategies. You may find some of these suggestions from our 'Spelling Menu' useful – in particular if your child struggles with the traditional 'look, cover, write, check' method.



Spelling Menu

Try to use a range of strategies to practise your weekly spellings.

	<p><u>Word Parts</u></p> <p>Write your word in different colours to divide the word into syllables.</p> <p>caterpillar</p>	<p><u>Other Handed</u></p> <p>Write each word 5 times switching the hand you write with. Say the word as you spell it.</p> 	<p><u>Vowel Spotlight</u></p> <p>Write your words using one colour for the vowels and another for the consonants.</p> 
<p><u>Pyramid words</u></p> <p>s sp spe spel spell spelli spëllin spelling</p>	<p><u>Rainbow Writing</u></p> <p>Write your word out using a different colour for each letter.</p> 	<p><u>Writing Race</u></p> <p>Set a timer for 2 minutes. How many times can you write the word out in your best handwriting?</p> 	<p><u>Bubble Letters</u></p> <p>Write your spellings out in bubble writing.</p> 
<p><u>Train words</u></p> <p>Write the entire list end-to-end as one long word. Write each word as a new colour.</p> <p>environmentstatementamazementdevelopment</p>	<p><u>Backwards Words</u></p> <p>Write each word forwards and then backwards.</p> <p>BACKWARDS</p>	<p><u>Spelling Scribble</u></p> <p>Draw a scribble and write your words as many times as you can in each section.</p> 	<p><u>Silly Sentences</u></p> <p>Write 3 or more silly sentences using as many of your spelling words as you can.</p> 
<p><u>X Factor</u></p> <p>Write 2 words with one letter in common so that they cross through each other.</p> <p>ch e s e a d</p>	<p><u>Words within words</u></p> <p>How many new words can you make using the letters from one of your spelling words?</p> <p>E.g. catch - Cat, hat, hatch, at</p>	<p><u>Words without vowels</u></p> <p>Write all of your words replacing your vowels with a dash. Go back and see if you can fill in the vowels.</p> <p>E.g. q - - s t - - = question</p>	<p><u>Picture and Story</u></p> <p>Draw a picture defining each word. Write a sentence about your picture using the spelling word.</p> 
<p><u>Ransom Words</u></p> <p>Cut letters out of a newspaper or magazine to spell your words.</p> 	<p><u>Scrabble</u></p> <p>In a game of Scrabble, each letter is worth a number of points. Work out the total points for each word.</p>		<p><u>ABC Order</u></p> <p>Write all of your spelling words in alphabetical order.</p> 

Weekly Timetable:

Year 1	9-9.30	9.30-10.15	10.15 – 10.30	10.30 – 11.30	11.30 - 12	12-1	1-2	2- 2.15	2.15 – 3.15
Mon	Guided Reading	Maths	Break	English	Phonics & Spelling	Lunchtime	1-1.30 Collective Worship	Phonics	Art/DT
Tues	Guided Reading	Maths		English	Phonics & Spelling		PE	Computing	
Wed	Guided Reading	Maths		English	Phonics & Spelling		RE	Science	
Thurs	Guided Reading	Maths		English	Phonics & Spelling		1 – 1.40 French	History / Geography	
Fri	Guided Reading	Maths		English	RE		RE	Music	2.30 Celebration Assembly

Please note, the class timetable may change throughout the year to accommodate changes in staffing/curriculum etc.

How can I help my child at home?

There is a wealth of online material you can use to support your child's ongoing learning at home. Here are a few websites we would recommend to support parents in reinforcing key learning concepts with their child and provide useful home learning challenges.

Free online resources:

- **White Rose Maths home learning resources** (<https://whiterosemaths.com/homelearning/>)
White Rose is the Maths scheme we follow in school. These home learning videos and follow-up tasks demonstrate 'how' concepts are taught and explored in school. Particularly useful when your child is stuck with a concept or strategy at home. Follows our planning so that you can 'keep up' with sequences of learning and revisit key areas of learning with your child.
- **Oak National Academy** (<https://classroom.thenational.academy/>)
Online resource with a wealth of 'home learning lessons' and activities. Good resource base for revision and continued home study.
- **BBC Bitesize** (<https://www.bbc.co.uk/bitesize/articles/zvqgsk7>)
'Home learning' and 'catch-up lessons' grouped by topic. Easy to navigate learning objectives with useful explanation videos and follow up tasks and challenges to complete.
- **Oxford Owl** (<https://home.oxfordowl.co.uk/>)
Free ebooks for children aged 3-11.
- **Top Marks** (<https://www.topmarks.co.uk/>)
Free learning games and resources in a range of subject areas.
- **Gateshead Libraries Borrowbox** (<https://capitadiscovery.co.uk/gateshead/>)
Free membership with unlimited borrowing of a range of ebook and audiobook titles.

Username and password provided by school:

- **Numbots** (<https://play.numbots.com/#/account/school-login/19730>)
Linked to TTRS (same username and password); challenges designed for quick recall of addition and subtraction facts.
- **Purple Mash** (<https://www.purplemash.com/sch/stmarysne16>)
Comprehensive resource base for all kinds of learning activities for many different subject areas. Especially good for Computing and ICT.

What's Special in Year 1:

Year 1 Phonics Screening Check

At the end of the year, children will sit the Y1 Phonics Screening Check. Children will be challenged to read a mixture of 20 real words and 20 pseudo words, known as 'alien words'. This tests the ability of a child to decode phonetically plausible words by sounding out and blending.

Eg.

ger

(An alien word)



teacher

(A real word)

The teaching of synthetic phonics is a priority in the Year 1 Reading Curriculum, and your child will become very familiar with the style of challenge expected of them within the screening check.

RE:



This term, within our 'Come and See' Curriculum, we will be studying the three themes of Domestic Church (Family), Baptism and Confirmation (Belonging) and Advent and Christmas (Loving). Each class will approach the themes through different topics. The children will also spend a week studying Judaism.

Whole-School Curriculum Overview ('Come and See') – Autumn Term

DOMESTIC CHURCH – FAMILY

Early Years	MYSELF - God knows and loves each one
Year 1	FAMILIES - God's love and care for every family
Year 2	BEGINNINGS - God is present in every beginning
Year 3	HOMES - God's vision for every family
Year 4	PEOPLE - The family of God in Scripture
Year 5	OURSELVES - Created in the image and likeness of God
Year 6	LOVING - God who never stops loving

SUGGESTIONS FOR HOME ACTIVITIES

Make a collage using family photographs of all the significant family members—grandparents, parents, children, aunts, uncles etc. who show God's love.

Write underneath it "We show God's love to one another."

Include those who have died.

JUDAISM

Pupils will study various aspects of Judaism for one week. Ask them what they have been learning about.

BAPTISM AND CONFIRMATION - BELONGING

Early Years	WELCOME - Baptism: a welcome to God's family
Year 1	BELONGING - Baptism: an invitation to belong to God's family
Year 2	SIGNS AND SYMBOLS - Signs and symbols in Baptism
Year 3	PROMISES - Promises made at Baptism
Year 4	CALLED - Confirmation: a call to witness
Year 5	LIFE CHOICES - Marriage, commitment and service
Year 6	VOCATION AND COMMITMENT - The vocation of priesthood and religious life

SUGGESTIONS FOR HOME ACTIVITIES

Talk to someone who has been to a Baptism and/or Confirmation about their memories of this celebration.

ADVENT/CHRISTMAS - LOVING

Early Years	BIRTHDAY - Looking forward to Jesus' birthday
Year 1	WAITING - Advent: a time to look forward to Christmas
Year 2	PREPARATIONS - Advent: preparing to celebrate Christmas
Year 3	VISITORS - waiting for the coming of Jesus
Year 4	GIFT - God's gift of love and friendship in Jesus
Year 5	HOPE - Advent: waiting in the joyful hope for Jesus, the promised one
Year 6	EXPECTATIONS - Jesus born to show God to the world

SUGGESTIONS FOR HOME ACTIVITIES

Discuss with the children how your family welcomes visitors to your home.

Find out about some Christian symbols for Advent e.g. Advent wreath, calendar, Jesse tree.

Use the CAFOD or Missio websites to get a religious Advent calendar.

Important Dates in the Church:

ALL SAINTS

(1 November)

We celebrate the lives of special and ordinary people who have responded to God's invitation to love.

THE COMMEMORATION OF ALL THE FAITHFUL DEPARTED (ALL SOULS)

(2 November)

Today and throughout the rest of November we pray for those who have died. Eternal rest grant unto them, O Lord, and let perpetual light shine upon them. May they rest in peace. Amen.

OUR LORD JESUS CHRIST, UNIVERSAL KING

(20 November)

ADVENT

(Begins 27 November)

Advent means 'coming'. We think of the coming of Jesus when he was born but we also think of his promise that he would come again at the end of time. It is a time of waiting and preparing. It is only in the last week of Advent that we focus upon the events to be celebrated at Christmas.

THE IMMACULATE CONCEPTION OF THE BLESSED VIRGIN MARY

(8 December)

This feast marks the first stage of the existence of Mary, the mother of Jesus. She was 'full of grace' from the very beginning and co-operated with God throughout her life.

CHRISTMAS DAY, THE NATIVITY OF THE LORD

(25 December)

On this day we begin our celebration of the birth of Christ.

THE HOLY FAMILY OF JESUS, MARY AND JOSEPH

(30 December)

Term Dates:

2022-23

	START	END	HALF-TERM
AUTUMN	05.09.22	23.12.22	24.10.22 – 28.10.22
<i>INSET</i>	05.09.22 and 23.12.22		
SPRING	09.01.23	31.03.23	20.02.23 – 24.02.23
<i>INSET</i>	<i>TBC</i>		
SUMMER	17.04.23	21.07.23	29.05.23 – 02.06.23
<i>INSET</i>	<i>TBC</i>		

Dates for the Diary

Please continue to check the weekly News Bulletin for updates.